

Assembly space for wardrobe and bed frame

Please reserve more space for assembly to ensure that you can enjoy the purchased wardrobe and bed frame at home. Details please refer to the following table.

Category	Product	Assembly space		Precautions
		Length (cm)	Width (cm)	
Wardrobe	General wardrobe	≥ 30	≥ 30	
	BRUKSVARA	≥ 20	≥ 15	
	BUSUNGE	≥ 25	≥ 25	
	GURSKEN	≥ 20	≥ 24	
	GULLABERG	≥ 30	≥ 50	Wardrobe weights 130kg, needs 2 people to lift up
	HAUGA	≥ 30	≥ 30	
	MUSKEN	≥ 30	≥ 25	
	RÅDMANSÖ	≥ 50	≥ 20	
	SONGESAND	≥ 30	≥ 25	Extra 40 cm depth needed for assembly.
	SUNDAVIK	≥ 40	≥ 25	
	TYSSDAL	≥ 60	≥ 25	
	VISTHUS	≥ 90	≥ 25	
	VIHALS	≥ 25	≥ 20	
	VILHATTEN	≥ 40	≥ 32	
	VUKU	≥ 25	≥ 25	
Open wardrobe	General open wardrobe	≥ 25	≥ 25	
	HAUGA	≥ 20	≥ 25	Extra 30cm depth needed for assembly.

Assembly space for wardrobe and bed frame

Please reserve more space for assembly to ensure that you can enjoy the purchased wardrobe and bed frame at home. Details please refer to the following table.

Category	Product	Assembly space		Precautions
		Height (cm)	Width (cm)	
System wardrobe	PAX wardrobe with hinged door	≥ 4		Assembly space for PAX hinged door wardrobe 236cm height, the ceiling height must be 7'11" (240cm) or above; for the 201cm height one, the ceiling height must be 6'9" (205cm) or above.
	PAX wardrobe with sliding door	≥ 8		Assembly space for PAX wardrobe with sliding door 236cm height, the ceiling height must be 8'1" (244cm) or above; for 201cm height wardrobe with sliding door, the ceiling height must be 6'11" (209cm) or above.
	PAX corner wardrobe	≥ 8	≥ 15	15cm assembly space must be reserved on the left and right sides.
	PLATSA			If the cabinet height exceeds 180cm, additional assembly space at home is required, at least 60cm long and 20cm wide. For LARKOLLEN sliding door, the additional 60cm wide assembly space at home is needed.

Assembly space for wardrobe and bed frame

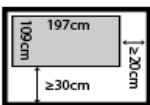
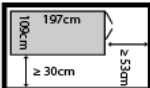
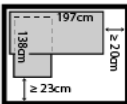
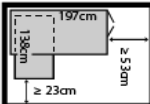
Please reserve more space for assembly to ensure that you can enjoy the purchased wardrobe and bed frame at home. Details please refer to the following table.

Category	Product	Assembly space		Precautions
		Length (cm)	Width (cm)	
Bed frame	LEIRVIK	≥ 7		The assembly space is the total bed length + ≥ 7cm for the wave fittings on the head/foot of the bed.
	GJORA			
	GRIMSBU			
	HEMNES			
	SAGSTUA			
	SONGESAND			
	UTAKER			
	VIHALS	≥ 5	≥ 5	
	NESTTUN	≥ 10	≥ 4	
	BJORKSNAS	≥ 8		
	BRUKSVARA	≥ 20	single ≥ 25, other size ≥ 15	
	MALM	≥ 10		
	SLAKT			
	TYSSDAL			
	TARVA			
	SMYGA	≥ 10	≥ 5	
	STJÄRNÖ	≥ 5	≥ 5	
	VITARNA	≥ 20	≥ 10	
	KLEPPSTAD	≥ 10	≥ 8	
	GURSKEN			
	VEVELSTAD			
	IDANAS	≥ 10	≥ 10	
Upholstered bed	BLAKULLEN	≥ 10	≥ 8	
	GLADSTAD	≥ 6		
	HAUGA	≥ 5	≥ 5	
	IDANAS	≥ 30	≥ 100	Additional assembly space is needed for drawers on left and right sides
	SAGESUND	≥ 30	≥ 20	
	TARNKULLEN	≥ 25	≥ 25	
	TALLASEN	≥ 10	≥ 10	
	SLATTUM	≥ 10	≥ 5	
	TUFJORD	≥ 10	≥ 5	
	RAMNEFJALL	≥ 5	≥ 5	
Bed frame with storage	TUFJORD	≥ 3	≥ 5	
	TONSTAD	≥ 7	≥ 50	
	NORDLI	≥ 7	≥ 50/each side	The assembly space is the total bed length + ≥ 15cm if equipped with a headboard.
	BRIMNES	≥ 7		The assembly space is the total bed length + ≥ 9cm if equipped with a headboard.
	SLAKT	≥ 10		
	PLATSA	≥ 30	≥ 30	If equipped with a 40cm wide drawer, the assembly space is total length/width+≥50cm/one side (including handle 10cm). If equipped with a 40cm wide door, the assembly space is total length/width+ ≥60cm/one side (including 20cm for opening door).
	IDANAS	≥ 7	≥ 100	Additional assembly space is needed for drawers on left and right sides.
Ottoman bed	KORTGARDEN	≥ 5	≥ 23.5	Life up the bed frame, the height of space needs ≥ 106cm.
	MALM	≥ 30	≥ 20/ each side	Life up the bed frame, the height of space needs ≥ 165cm.
	IDANAS	≥ 30	≥ 30	Life up the bed frame, the height of space needs ≥ 170cm.

Assembly space for wardrobe and bed frame

Please reserve more space for assembly to ensure that you can enjoy the purchased wardrobe and bed frame at home. Details please refer to the following table.

Category	Product	Assembly space (length/cm)	Assembly space (width/cm)	Precautions
Mattress bed base	LYNGOR	≥ 5	≥ 5	Single
		≥ 5	≥ 5	Double
		≥ 5	≥ 5	Queen
		≥ 5	≥ 5	King
Day bed	SLAKT	≥ 10	≥ 90	
	FYRESDAL			
	FLEKKE			
	BRIMNES			
	HEMNES			
	GLAMBERGET			
	VIHALS	≥ 7	≥ 20	Need to assemble the parts outside of bed
	RAVAROR	≥ 10	≥ 105	
bunk bed	TUFFING	≥ 20	≥ 30	
	VITVAL	≥ 10		
	MYDAL	≥ 10		
Reversible bed	KURA	≥ 15		

Category	Product	Assembly space (Length/cm)	Assembly space (width/cm)	Precautions	
Loft bed	VITVAL	≥ 10	≥ 47		
	TUFFING	≥ 20	≥ 47		
	STORA	≥ 20	≥ 60		
	SMASTAD* 	≥ 20	≥ 30	The desk is under the bed, no wardrobe door.	
	SMASTAD* 	≥ 53	≥ 30	The desk is under the bed, and the wardrobe door opens from the outside (length 53cm = door width 30cm + 23cm for opening door).	
	SMASTAD* 	≥ 20	≥ 23	The desk and bed are at 90 degrees, and the wardrobe door opens from the inside. Need to reserve 23 cm of extra space between the desk and the wall of the room.	
	SMASTAD* 	≥ 53	≥ 23	The desk and bed are at 90 degrees, and the wardrobe door opens from the outside. Need to reserve 23 cm of extra space between the desk and the wall of the room (total length 53cm=door width 30cm+23cm for opening door).	
	*Since this bed assembly is complicated, if you want to assemble the bed by yourselves, the recommended assembly space is: loft bed length +≥ 20cm, total width ≥ 218cm.				